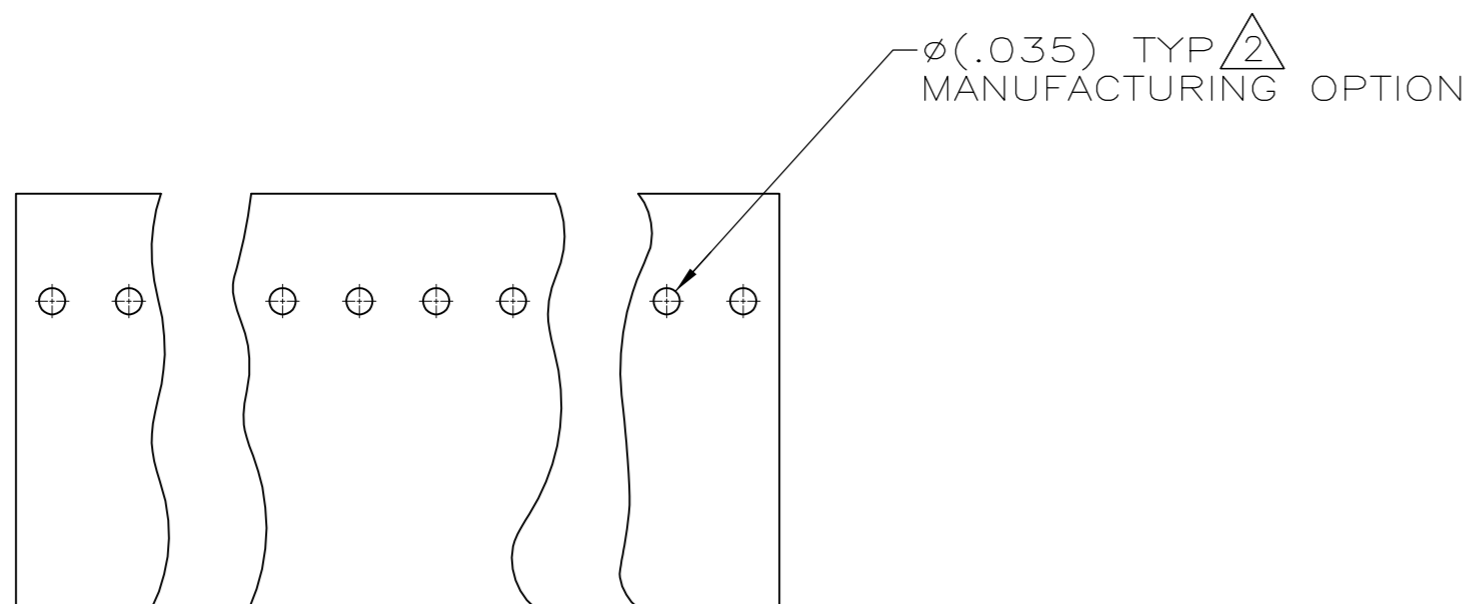
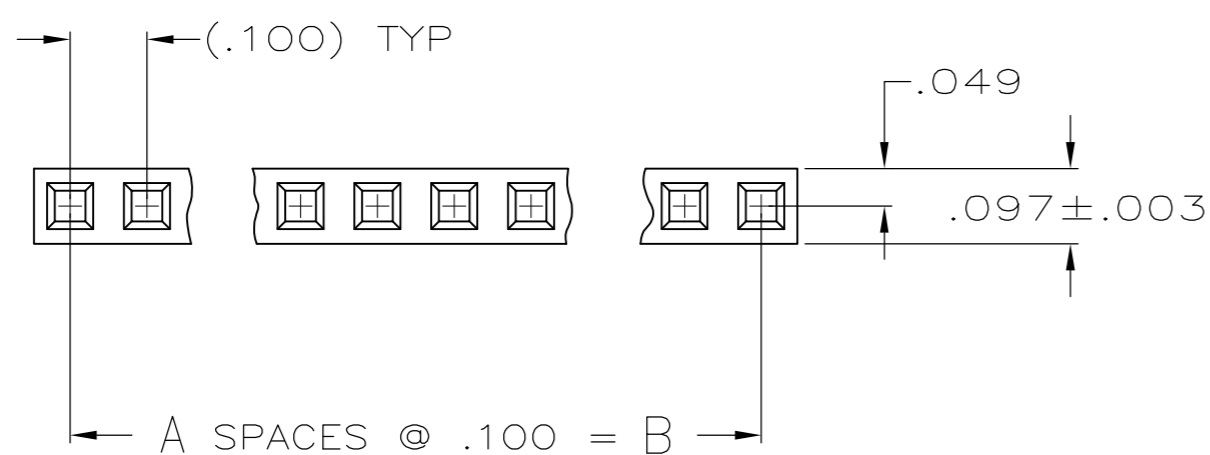
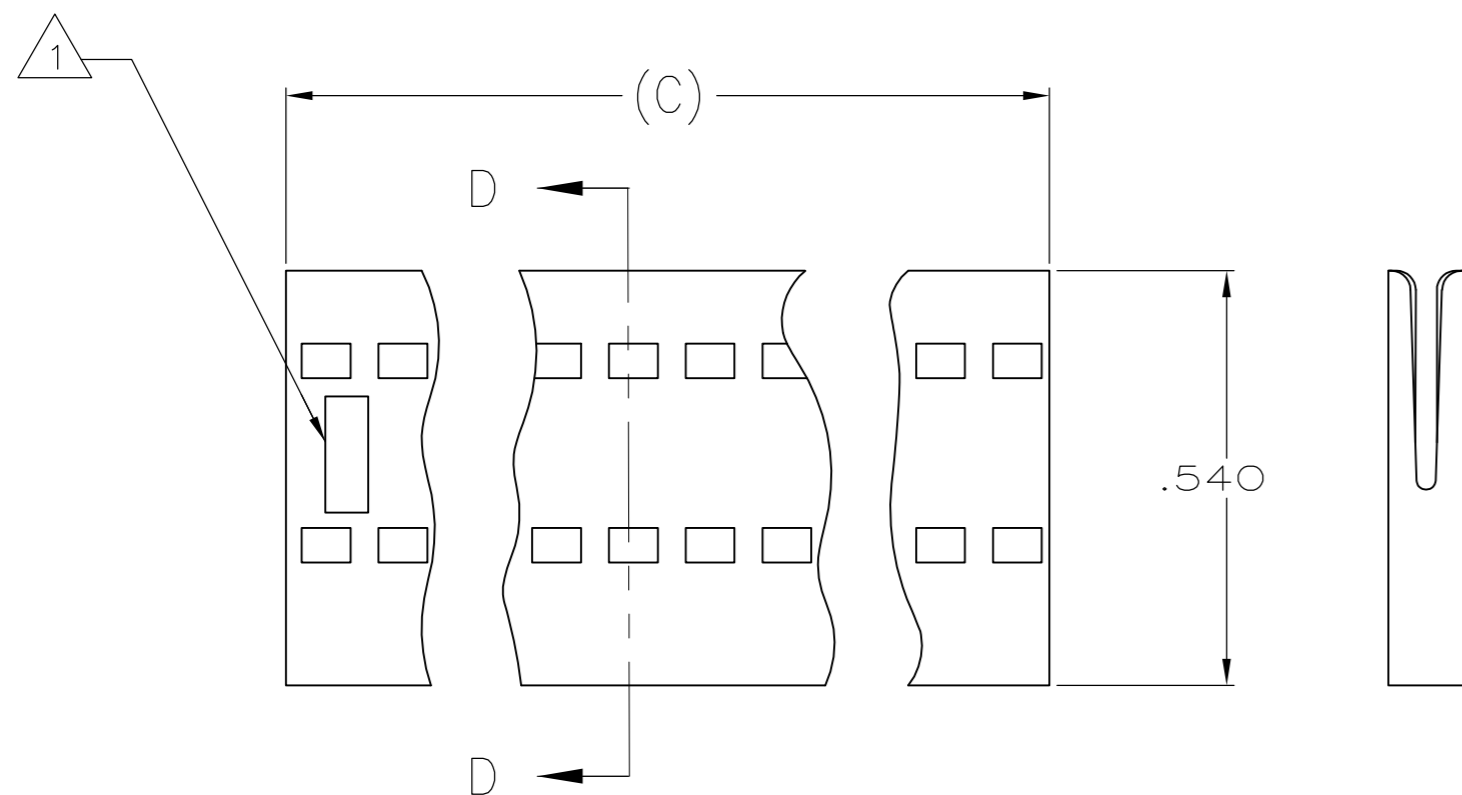
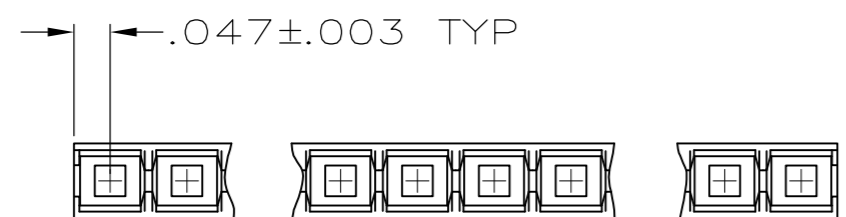
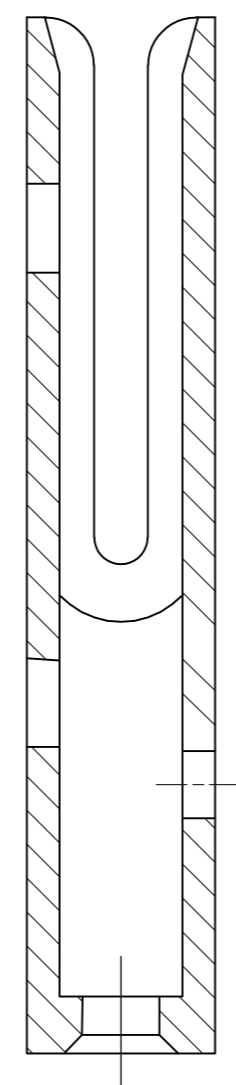


THIS DRAWING IS UNPUBLISHED. RELEASED FOR PUBLICATION  
 © COPYRIGHT BY TYCO ELECTRONICS CORPORATION. ALL INTERNATIONAL RIGHTS RESERVED.

LOC	DIST	REVISIONS			
P	LTR	DESCRIPTION	DATE	DWN	APVD
GP	00	B	REVISED PER ECO-08-009038	14APR08	JDP/CWR



- 1 TYCO TRADEMARK AND MOLD CAVITY IDENTIFICATION LOCATED AT EITHER END OF THE HOUSING IN APPROXIMATE LOCATION SHOWN.
- 2 THIS HOLE IS FOR MOLDING PURPOSES ONLY AND MAY BE FLASHED OVER,



SECTION D-D

.894	.800	8	9	1761789-8
C REF	B	A	NO OF POS	PART NO

THIS DRAWING IS A CONTROLLED DOCUMENT.		DWN S.WAITMAN 18APR05	Tyco Electronics Corporation Harrisburg, PA 17105-3608	
DIMENSIONS: INCHES		CHK J.GERACE 18APR05		
TOLERANCES UNLESS OTHERWISE SPECIFIED:		APVD M.WALMSLEY 18APR05	NAME HOUSING, RECEPTACLE, FFC	
0 PLC ± - 1 PLC ± - 2 PLC ± - 3 PLC ± .005 4 PLC ± - ANGLES ± -		PRODUCT SPEC 108-9024	RESTRICTED TO -	
MATERIAL THERMOPLASTIC, FINISH -		APPLICATION SPEC 114-16015	SIZE A2	CAGE CODE 00779
		WEIGHT -	DRAWING NO C=1761789	REV B
		CUSTOMER DRAWING	SCALE 4:1	SHEET 1 of 1